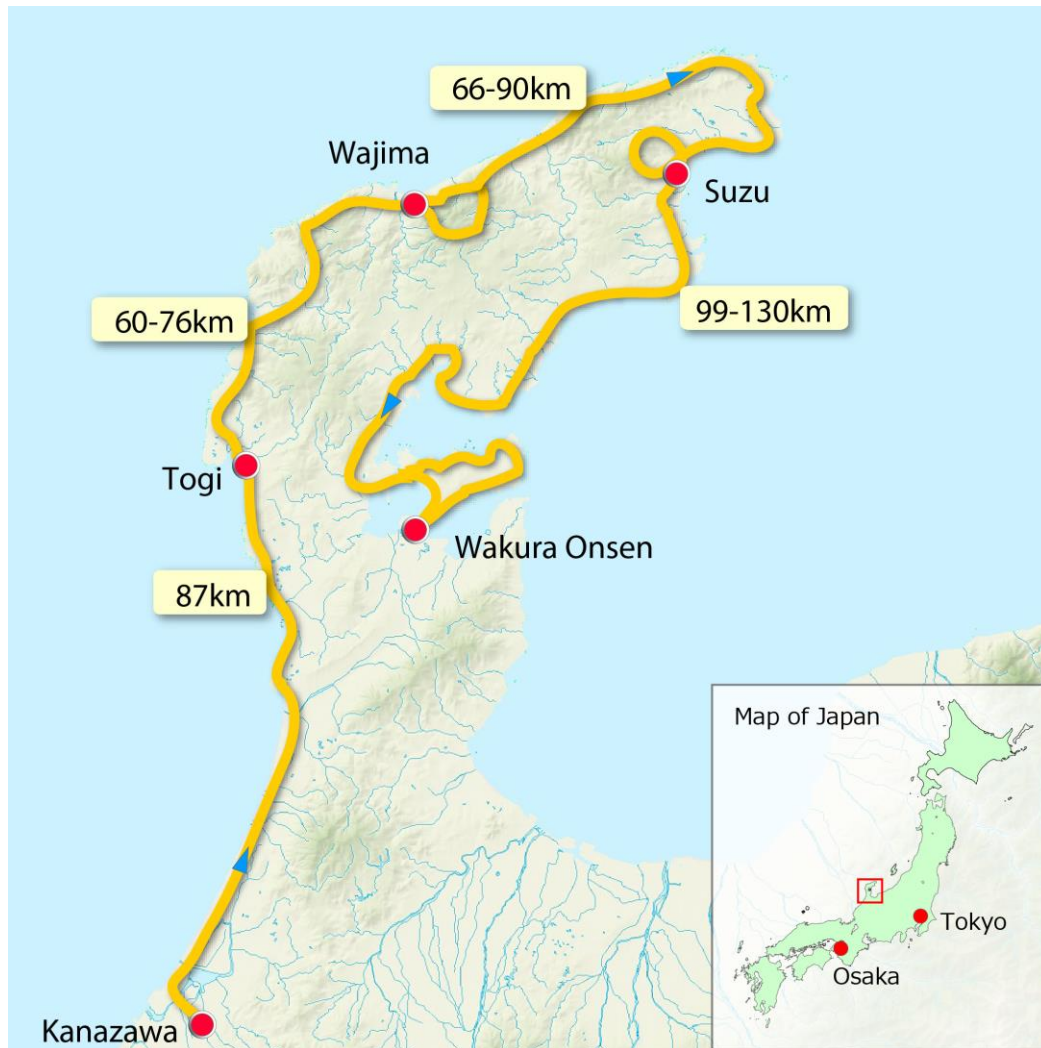


Noto peninsula 6 days 2019

Tour map



Itinerary

Noto Peninsula, situated in the middle of mainland Honshu, is our newest cycle touring destination in Japan. The region offers a perfect opportunity for rural cycling and experiencing all the cultural attractions you expect of Japan, from heritage sites to kimono weaving! Almost the entire peninsula has been recently registered as agricultural heritage by UNESCO for the long-established methods of fishing and cultivation activities, which you can observe from the saddle of your bike. The landscapes formed by the rich history tracing back to the feudal times still remain today, and that's what makes the region a culturally interesting ground for overseas visitors. The 6 days itinerary allows ample time to fit in non cycling activities, and if you want more physical challenge the 5 day extension option is available for you.

ITINERARY (6 days/5 nights)				
Day 1	Meeting at Kanazawa	Hotel	TS	D
Day 2	Cycle 87km Kanazawa to Togi	Ryokan	CO	B,D
Day 3	Cycle 60-76km Togi to Wajima	Hotel	TSO	B
Day 4	Cycle 66-90km Wajima to Suzu	Ryokan	CO	B,D
Day 5	Cycle 99-130km Suzu to Wakura Onsen	Ryokan	TO	B,D
Day 6	Finish after breakfast			B

T room with toilet only **TS** room with toilet & shower **C** communal facility **O** onsen spa
B breakfast **D** dinner

Price per person for Noto 6 days

#of people	Service	price	Includes
2 clients	1van, 1guide	JPY 279,000	See below
3 + clients	1van, 1guide	JPY 216,000	See below

Single room supplement JPY 16,900

Includes

- 5 nights' accommodation on twin share basis
- 5 breakfasts and 4 evening meals
- Rental bike (Cross bike or Road bike)



- Other equipments come with bike



Front bag for hybrid bike
(8 litter volume)



Helmet on request



Seat post bag for road bike
(6 litter volume)



Gloves on request

Spare tube, tyre levers, multi tool, pump, and flat patches are in the bag.
All the bikes are equipped with front and rear lights, and cycle computers.

- All transport detailed in the below itinerary
- Snacks and refreshments
- English speaking guide(s)

- Spare parts and mechanic services
- Support vehicle with seats and bike rack



Does not include

- Lunches (It cost 1000-1500yen for each lunch)
- Single room supplement

Recommended season

- April to November

Average temp. in a month	Jan	Feb	Mar	Apr	May	Jun	Jul	Aug	Sep	Oct	Nov	Dec
Highest in Kanazawa (°C)	7	7	11	17	22	26	30	30	27	22	15	9
Lowest in Kanazawa (°C)	1	1	3	8	14	20	23	24	19	14	7	3

What we offer as our services

- We have support vehicle to follow cyclists to back up water, snacks, and other necessary things for the ride. If one of you wants to stop riding at some point of the day, he or she will be welcome to have seat in our support vehicle.
- Our guides are all cyclists, we know what you need during your ride. We are trained to be a bike mechanic and cycling leader. We also completed 40 hours wilderness first aid training.
- In case of heavy rain, strong wind or other fierce weather conditions for cycling, we may change plan and give you other activities option like hiking, sightseeing, and so on.
- Guides speaks English, and all the information during the tour will be given in English.

Detailed itinerary

Day 1 Meeting at Kanazawa

We meet at 5:00pm at our hotel in Kanazawa, the gateway to Noto Peninsula. After an introductory meeting and bike fitting, we take a stroll through the city and enjoy a welcome dinner in town. Kanazawa is home to traditional high cultures and activities, such as handicrafts, tea ceremony, Noh theatre and Kaga cooking, offering you plenty of options for cultural

experiences. We recommend you to arrive a day or so earlier to explore Kanazawa. One of the most beautiful Japanese garden, Kenrokuen Garden is not to be missed if you are there. Kanazawa can be reached in approximately 3.5 hours by express train from Osaka Kansai International Airport, 3 hours by bullet train from Tokyo.

Accommodation - Hotel (3 stars quality)

Private bath / Wifi / Laundry / meal (D)



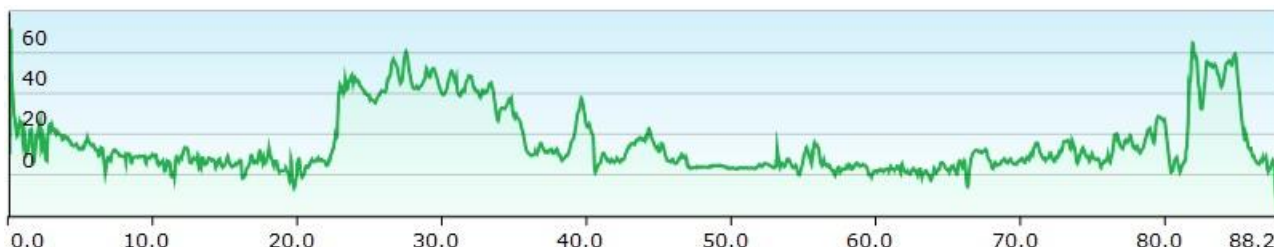
Day 2 Kanazawa to Togi

This morning we cycle out to join the cycling path near the coast, which leads us onto the popular Chirihama Beach driveway. Here you can cycle comfortably on the hard packed sand beach for about 8km. After having lunch at restaurant by the beach, we continue on the coastal cycling path to Togi. Scenery is ever changing from rice field to rugged coast line, we cycle through some small fishing villages too. Sunset view at Hatagoiwa rocks will be a real treat at the end of the day.

Cycling distance: 87km Total ascent: 367m

Accommodation - Ryokan (3 stars quality)

Shared bath / Onsen Spa / wifi / meal (B,D)



Day 3 Togi to Wajima

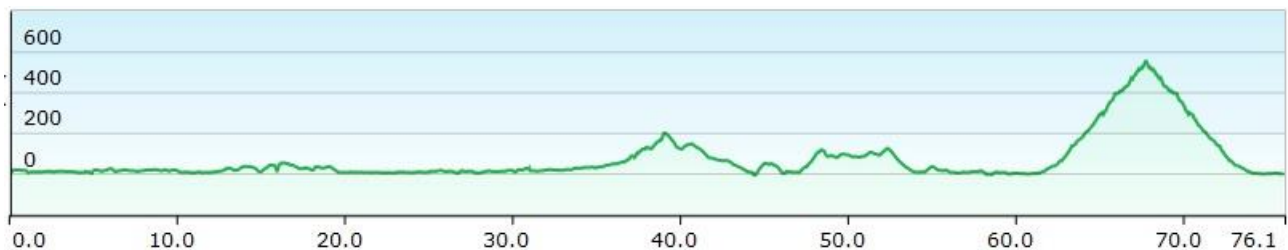
In the morning, be sure to check out the world's longest bench on the beach in Togi. Today we follow the beautiful coastlines on quiet back roads, lined by traditional wooden houses with black tiled roofs – as if we are cycling through a movie set! Terraced rice fields are another noticeable feature of this region, and today we pass by a couple of them. The Kadomi heritage house is also worth a stop. Here you can view the interior of wooden houses you have cycled

pass so far. Although the coastal journey to Wajima is challenging, the oceanic views from the roads are rewardingly fantastic!

Cycling distance: 60-76km Total ascent: 700-1273m

Accommodation - Hotel (3 stars quality)

Private bath / Onsen Spa / Wifi / Laundry / meal (B)



Day 4 Wajima to Suzu

This morning you have an option to visit the Wajima Morning Market or work your decorative skills on the lacquer chopsticks. For 1,500 yen, you can design your own chopsticks with gold powder and take them home as souvenirs! The market is filled with stalls selling local produce from the land as well as the sea, and is a good shopping opportunity if you wish to purchase any lacquer ware here. Today we stay on the coast throughout the day, checking out Senmaida (1,000 rice paddies on one slope) and many traditional salt works. A few salt works are spread out along the coastline, and are still carrying out the solar evaporation method from 400 years ago. The salt works are free to observe, and you can also try spraying seawater which takes years to master! As we approach the tip of the peninsula, the rest of the day leaves us cycling in the peaceful country setting.

Cycling distance: 66-90km Total ascent: 742-900m

Accommodation - Ryokan (3 stars quality)

Shared bath / Onsen Spa / wifi / Laundry / meal (B,D)





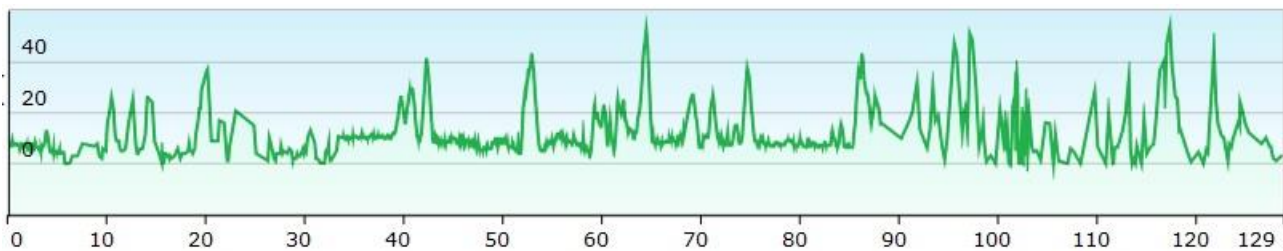

Day 5 Suzu to Wakura Onsen

Leaving Suzu, we continue cycling along the coastline around Toyama Bay. There are more fishing villages along the road, which gently climbs and descends the coastline of Noto Peninsula. We arrive at Noto-jima Island after crossing the Twin Bridge, from which you can enjoy the views of the bay and floating islands off the coast. We will complete the ride at our accommodation in Wakura Onsen, one of the best high-class hot spring resorts in Japan. If you would like more cycling today, there is an option to ride around the Noto-jima Island, which will make the day's total distance 130km.

Cycling distance: 99-130km Total ascent: 745-1000m

Accommodation - Ryokan (3 stars quality)

Private bath / Onsen Spa / wifi / meal (B,D)



Day 6 Finish after breakfast in Wakura Onsen

The tour finishes after breakfast in Wakura Onsen. You can train back to Kanazawa (1hr), Kyoto (3.5hr), or all the way back to Osaka Kansai (5.5hr).

About accommodation

We choose Ryokan (traditional Japanese inn) as much as possible to support local tourism and economy. Ryokan is traditional Japanese style inns often run by family and in many cases it has Onsen (natural hot springs) on site. You will sleep on a futon on the tatami floor in ryokan. It's definitely the best choice if you want to experience authentic Japanese accommodation. However, there are a few things to remember before staying there.



Room in Ryokan



Yukata



Onsen hot spring



Washing space

- Traditional Japanese room does not have bed, instead, it has Futon mat on "Tatami" straw weaving floor to sleep on. The photo is how typical Ryokan room looks like.
- Most of the accommodation provide "Yukata" traditional night robe, you can wear it to hot spring and restaurants on site. You don't have to carry your night clothing as much if you enjoy Yukata.
- Most of Ryokan provide nice public Onsen hot spring to share, then some of the rooms do not have their own shower and bath. Public onsen has washing place where you can wash yourself.
- Some of Ryokans in remote area do not have toilet in each room. They have public toilet on site.

What to bring

- Passport** You need to show passport when you check in accommodations.
- Travel insurance detail** Medical cost is expensive in Japan. You are strongly recommended to have comprehensive travel insurance.
- Cash in Yen** Credit card does not work in small restaurants and shops in Japan. Lunch costs 1000-1500yen, dinner 2000-3000yen. ATM in post office can work for international card.
- Helmet** It is compulsory to wear helmet on our tour. Rental on request.
- Gloves** Protect your hands.
- Cycling clothing** Bring appropriate clothing for cycling.
- Rain jacket** It rains in Japan.
- Warmers** It can be cold in the mountains.
- Casual clothing** to go out to restaurants at night.

Equipment required

Your bike will come with a front pannier bag for your camera, wallet, jumper etc. Although we have comfortable bike seat and helmet, we recommend you bring your own gear that you are used to at home.